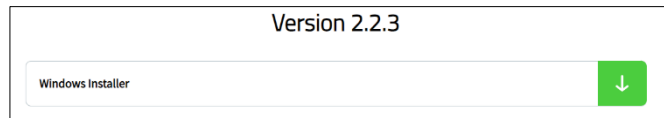


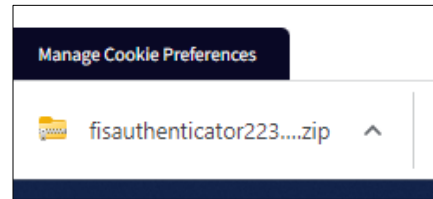
Downloading the Desktop Authenticator App

Go to this web page <https://www.fisglobal.com/en/fis-authenticator/download>

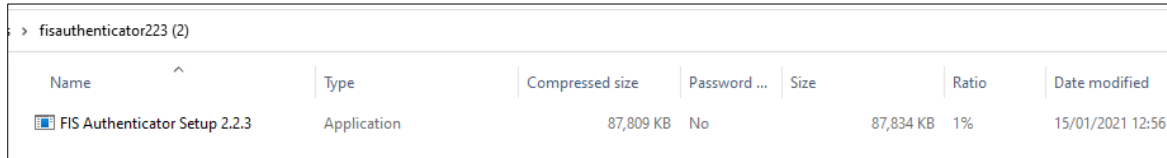
Click on the green box with the arrow.



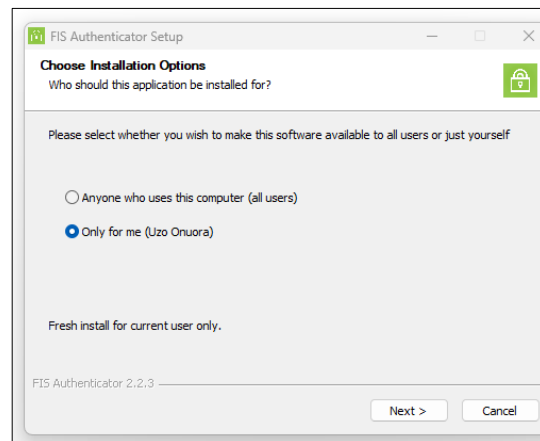
Click on the fisauthenticator223...zip file.



Double click on the "Setup" file.

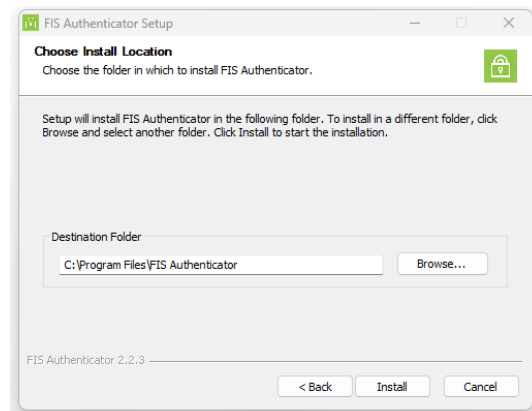


Select "Only for me" and Next>



Then 'allow permission....'

Click "Install" and then "Finish".



The App will appear on your desktop.

This is all you can do for now, on the 8th August, you will need to do a quick set up.

